




Find Universal Healing Tao Instructors

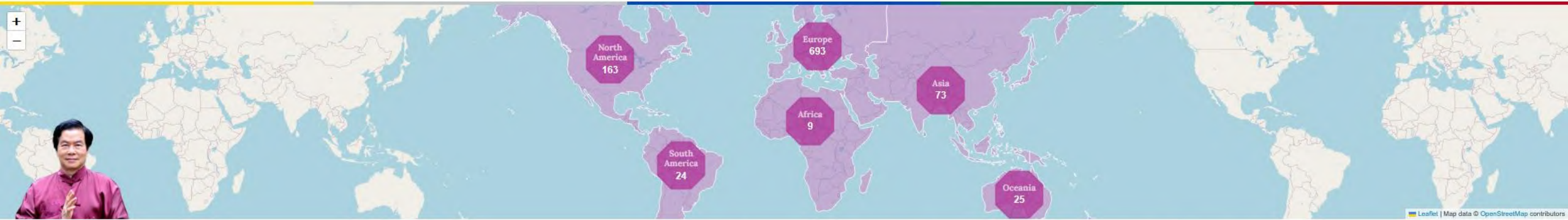
BY LOCATION	BY HEALING ART	BY NAME
<input type="text" value="Countries with UHT Instructors"/>	<input type="text" value="City"/>	
<small>start typing or select a country</small>	<small>start typing or select a city</small>	



Mantak Chia
Universal Healing Tao®

User guide for members





MASTER CHIA WORLD TOUR DATES

Find Universal Healing Tao® Instructors

BY LOCATION	BY CERTIFICATION	BY NAME
<input type="text" value="Countries with UHT Instructors"/> × start typing or select a country		<input type="text" value="City"/> × start typing or select a city

Public instructor.com website
= accessible to everyone!
Find your UHT Instructor next to you

Find Universal Healing Tao®

BY LOCATION

BY CERTIFICATION

Countries with UHT Instructors



start typing or select a country:

Argentina
Australia
Austria
Azerbaijan
Belarus

City

start typing or s

Instructor search by country

Find Universal Healing Tao® Instructors

BY CERTIFICATION

BY NAME



City



's-Gravenhage

's-Heerenhoek

ANNECY

Aachen

Adelaide

Instructor search by city

Find Universal Healing Tao® Instruct

BY LOCATION

BY CERTIFICATION

Instructor Level



Certification

start typing or select a certification

- Inner Alchemy Qigong Instructor Level 1
- Inner Alchemy Qigong Instructor Level 2
- Associate Instructor
- Certified Instructor
- Senior Instructor Level 1

Search by Instructor Level

Find Universal Healing Tao® Instructors

BY CERTIFICATION

BY NAME

Certification

Agreement for Senior Instructors/Teachers (MANDATORY)

Cranial Sacral Qigong Level 1

Stem Cell Activation Qigong Level 1

Wisdom Qigong Level 1

Instructor search by certification

Find Universal Healing Tao® Instructors

BY LOCATION

BY CERTIFICATION

BY NAME

Name

Anne Marie
ADRIAN CONSTANINESCU
ANNA VALLIÈRE
ANNE LAURE ZAMORA
ANNIE JOUCLARD

Search by Instructor Name

BECOME AN INSTRUCTOR

WHAT ARE HEALING ARTS / BRANCHES ?

UNIVERSAL HEALING TAO®

INNER ALCHEMY ASTROLOGY

DO

How to start...

FREE Membership
& PRO Membership

Become an Instructor



How to start...



FREE Membership & PRO Membership

What are Healing Arts / Branches ?

The Universal Healing Tao® of Grandmaster Mantak Chia teachings system includes these methods and exercises on a physical, mental and spiritual level.

The 9 formulas show the possible stages of development with the corresponding exercises. **The 9 FORMULAS teaching system is divided into 5 Branches of Healing Arts.**

Grandmaster Mantak Chia thus facilitates the entry and deepening of this traditional, precious and ancient Taoist knowledge. See below, there are training rules for each of the five healing arts:

- ▶ 00. Nine FORMULAS General overview
- ▶ 01. UHT Tao Energy Basic - (Earth) - [Training Rules](#)
- ▶ 02. UHT Internal Martial Arts - (Metal) - [Training Rules](#)
- ▶ 03. UHT Chi Nei Tsang® - (Water) - [Training Rules](#)
- ▶ 04. UHT Cosmic Healing - (Wood) - [Training Rules](#)
- ▶ 05. UHT Inner Alchemy Immortality - (Fire) - [Training Rules](#)

[The Mantak Chia Canon ?](#)



01. Tao Energy Cultivation - Basics



02. Internal Martial Arts




03. Chi Nei Tsang®



Universal Healing Tao®

[UHT Ethics Virtues](#)[UHT The Spiritual Core](#)[UHT The 9 FORMULAS](#)[Five Healing Arts](#)[Tao Garden](#)[UHTshop.com](#)[UHT Global Contacts](#)

UHT Ethics Virtues



UHT The Spiritual Core



UHT The 9 FORMULAS



Five Healing Arts



Tao Garden



UHTshop.com

Downloads

Dear Students, Dear Tao Seekers, Dear Mantak Chia Fans.....

here you can find the present valid UHT documents for all **5 Healing Arts** / Branchesand our **UHT Tao Passport** to record your training prgress (print out version).

Questions ? Please contact your national UHT Country Coordinator or Tao Garden Team or use with pleasure in 'Help' our 'Contact Form'. **No login data ?** please use the Contact Form. **Forgot your password ?** Please have a look to our **(D) Members Operation Manual** of the Global Instructor Directory

With respect to Grandmaster Mantak Chia

GENERAL

The Mantak Chia Canon

Read more...

[Download 5_branches_and_mc_canon_en_slides.pdf](#)

Education

Membership Fee Information

Read more...

[Download mantak_chia_membership_letter_2022-08-05.pdf](#)

NEWS

Blessed time for all of you :: HEALTH, WEALTH & LONGEVITY ::

Instructor related NEWS will be published here frequently. Please come back to be up to date.



NEW Initial orientation regarding the last two formulas following UHT Sealing of the 5 Senses 15.06.2025

Formula 8: Ecstatic Spirit Flight – Entering the Congress of Heaven and Earth ... Flight is not escape! It is the resonance of one who merges the three realms—spirit, heaven, and earth—while weaving together the dimensions of meditation, dreams, and embodied life. At Formula 8, the practitioner...

[Read more...](#)

New UHT Chi Nei Tsang® Education Path 10.06.2025

Dear Chi Nei Tsang® Fans ... Have a look to the updated UHT Chi Nei Tsang® Education Path 2025 :-> ... Mantak Chia ... Council of 9

[Read more...](#)






Help



- [How to get Course recordings](#)
- [Manual Instructor-Directory](#)
- [How to search instructors](#)
- [Contact the UHT Instructor-Directory](#)
- [Code of conduct](#)



How to get Course recordings



Manual Instructor-Directory



How to search instructors



Contact the UHT Instructor-Directory



Code of conduct

**UHT
Educator***



**Student
Trainee**

During the training, the educator can enter her/his student in the UHT Instructor Directory database so that the student can fill out his Tao Pass digitally and the training times with the educator can be credited to any later training that may take place.

During the training, the student can ask for his UHT Tao Pass

* All certified UHT Senior Instructors and Instructors are referred to as Educators.

**UHT
Educator**

The educator certifies her/his student and cares
for the digital UHT Certificate



**Practitioner
Instructor**

The newly certified Instructor or Practitioner first
receives the exam results verbally.

**UHT
Educator**

The educator creates the students profile
in the UHT Instructor Directory Database

type in

**UHT
Database**

The newly certified Instructor or Practitioner receives
the exam results as a signed UHT Evaluation Form.

The educator orders the digital UHT Certificate
at the UHT Center in Thailand

**Tao
Garden**

Certificate

The newly certified Instructor or Practitioner
pays 25 \$/€ for her/his digital UHT Certificate

**Practitioner
Instructor**

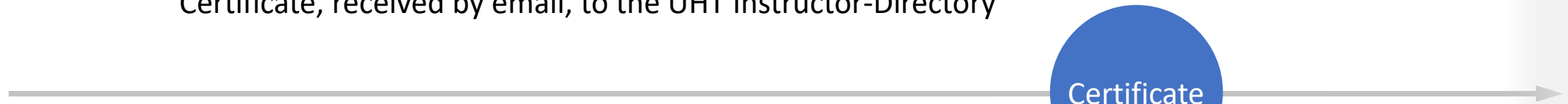
The Instructor/Practitioner uploads her/his digital UHT Certificate, received by email, to the UHT Instructor-Directory

**Practitioner
Instructor**

Certificate

The UHT Instructor or Practitioner has username and password for access to her/his UHT Instructor-Directory profile

**UHT
Database**




Finally, the administrator notes the uploaded certificate and verifies the complete profile of the Instructor or Practitioner.

**Admin
Database**

Certificate

The UHT Instructor-Directory profile is published

**Instructor
profile**

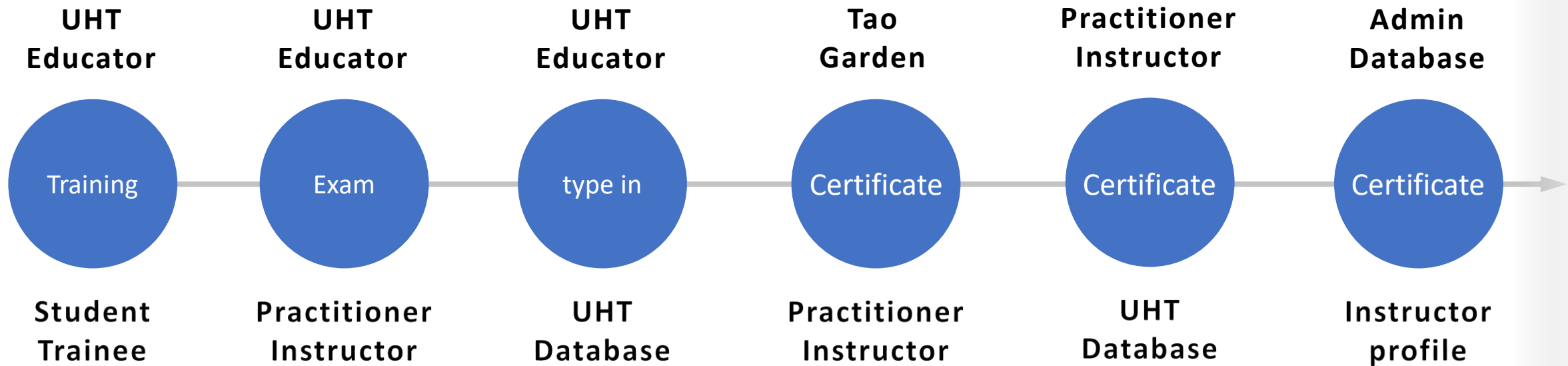




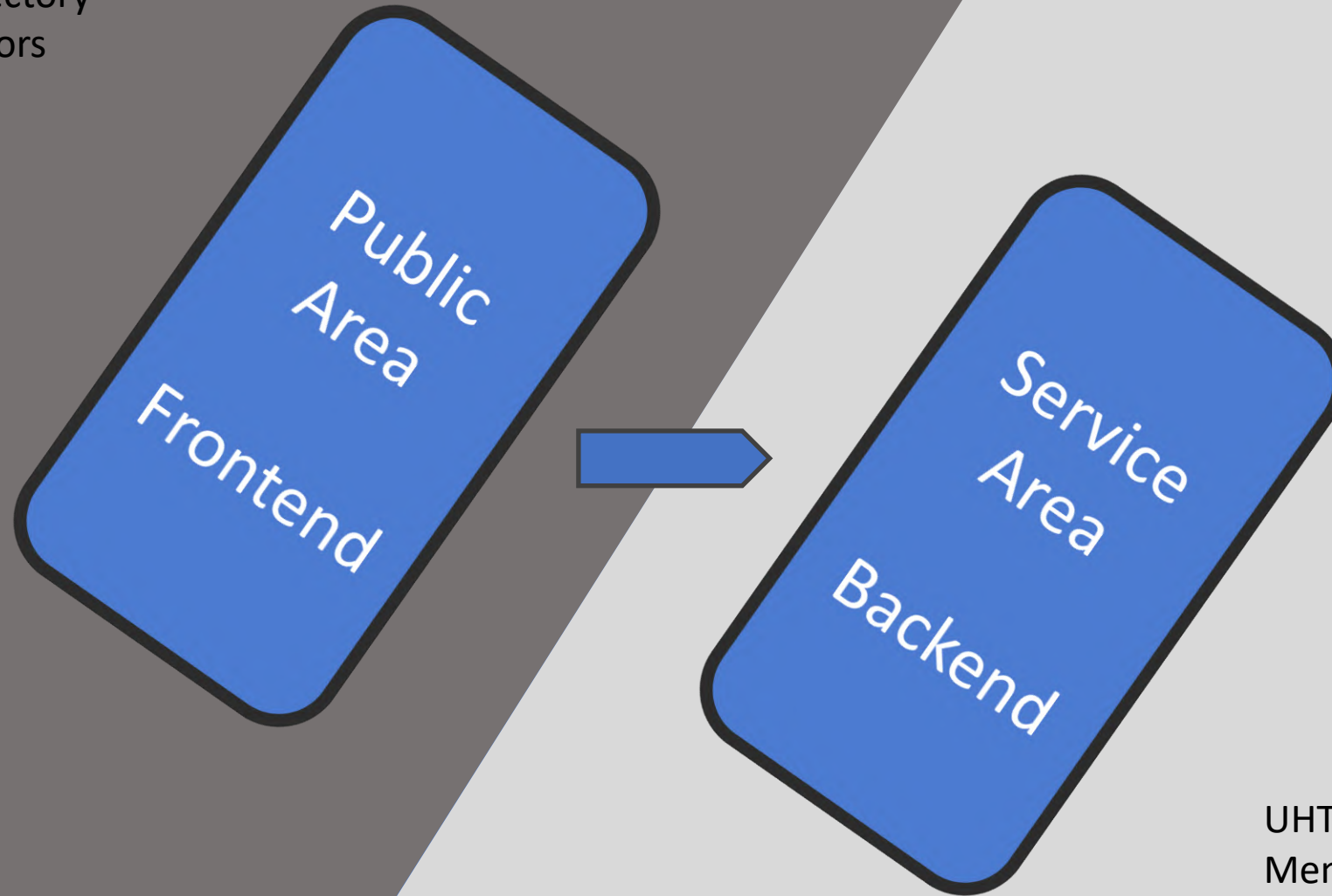
Our vision was to place the certification process
in the hands of the trainees and the educator.

Only the payment for the digital certificate
is made via the UHT Center Tao Garden.

The database sends automatic messages to the
educator and the trainee/instructor



UHT Instructor-Directory
free access for visitors



UHT Instructor-Directory:
Member needs user name
and password to login



1. Receive E-Mail from database with Username and Password

1. Login to your profile

2. Forgot password?

✓ You have logged out

Login

Username

uhti4226

Password

.....

Login

❓ Forgot your password?

🏠 Home

"No E-Mail" received?

Contact your educator

...who will create in the database your profile

...and you will receive your login e-mail with Username and Password

www.universaltaoinstructors.com/





You have logged out

Login

Username

uhti4226

Password

.....

Login

Forgot your password?

Home

new Password

Reset Password

Enter your user name (it starts with uhti) *

If you have an account in our system with a valid email address on file, an email will be sent to you after you submit this form. That email will contain a link that you may click on to reset your password.

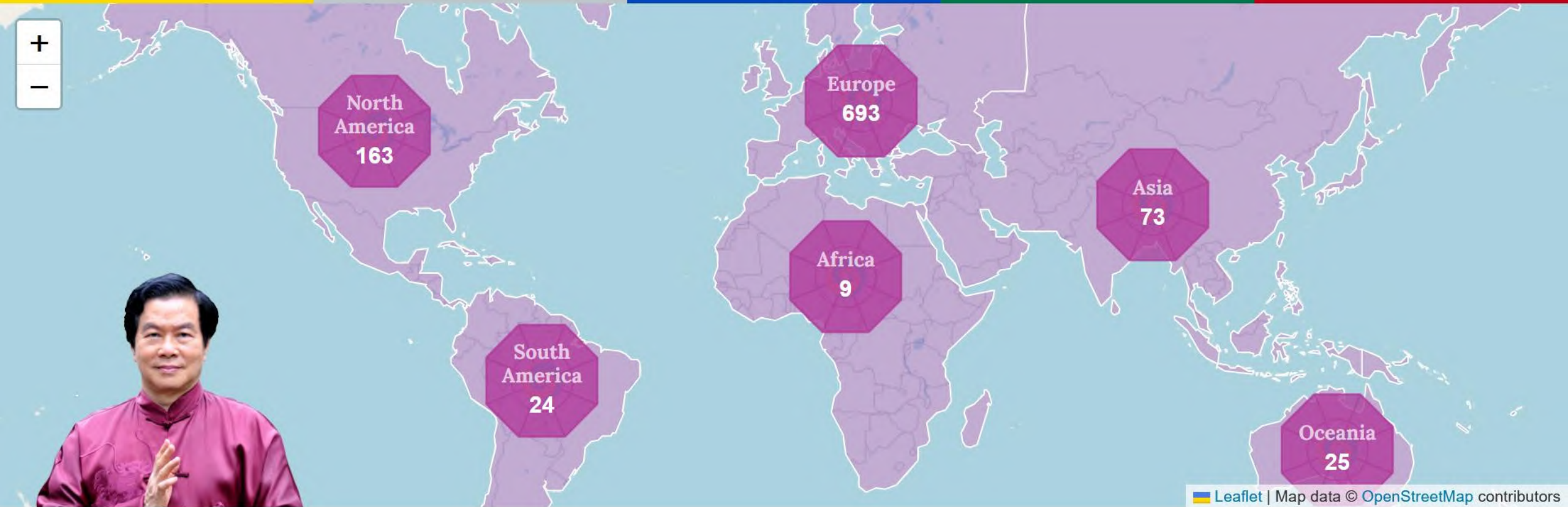
new username: starts with uhti


Enter the username that we have sent to you . It starts with 'uhti'. If you don't know your username, please [contact the administration team with your full name and email address](#)

Submit

If you cannot remember your email address or if your email address is not valid anymore, click here:

Change my email address



 MASTER CHIA WORLD TOUR DATES 



INSTRUCTOR



DIRECTORY



Navigation

Become an Instructor



What are Healing Arts / Branches ?



Universal Healing Tao®



Inner Alchemy Astrology

Downloads

NEWS



Help



→ Login



From the public instructor.com website, which is accessible to everyone, you can log in to your individual profile in the back-end service area.



- My Instructor Status
- My Profile
- My Contacts
- My Feedback
- Help
- My Downloads

Instructor Status of Test 师 Instructor

Watch Help Video Go to your Profile Page

Your PRO Membership expired on 29.11.2023.
To renew your PRO Membership, please use the green button below.

Your membership is voluntary.....

FREE Membership

- full access to your own profile in the UHT Instructor Directory and to upload your certificates and agreements.

Mantak Chia and the Council of 9


RENEW YOUR PRO MEMBERSHIP

Navigation menu

4 steps to make it

- 1 Upload your favourite image ✓
- 2 Enter your address ✓
- 3 Enter your contact details
- 4 My certification history: Upload your certificates here

Personal Details



Test 师 Instructor

test_member

gerhard.sitzmann@gmail.com

Trafalgar Square 10, WC2N 5DN, London, United Kingdom

Homephone: Enter Data

Mobilephone: Enter Data

Workphone: Enter Data

Fax: Enter Data

Website: Enter Data

Skype: Enter Data

Facebook Link: Enter Data

Twitter Link: Enter Data

Certification Status

DATE	CERTIFICATION	INSTRUCTORS	COMPLETED	VERIFIED
14.07.2021	UHT General Agreement (MANDATORY)	Grandmaster Mantak Chia	<input type="checkbox"/> Complete this entry Certificate File missing	<input type="checkbox"/>
06.03.2025	Associate Instructor	Cert Admin Grandmaster Mantak Chia	<input type="checkbox"/> Complete this entry Certificate File missing	<input type="checkbox"/>
06.03.2025	Basic 1 - Inner Smile, 6 HS, Self Massage, Self Healing Qigong	Cert Admin Grandmaster Mantak Chia	<input type="checkbox"/> Complete this entry Certificate File missing	<input type="checkbox"/>

Photo required

[My Instructor Status](#)[My Profile](#)[My Contacts](#)[My Feedback](#)[Help](#)[My Downloads](#)

Profile Edit Page of Test 师 Instructor

[Watch Help Video](#)[Go to your Status Page](#)[Save](#)[1. My Image, Name & Email](#)[2. My Address and Location](#)[3. My Contact Details & Info](#)[4. My Certification History](#)[My Certifications Overview](#)

Step 1 My Image, Name & Email

Photo required

[Choose File](#)

gif, jpg, jpeg, png

drag and drop in new images above

☐ There are older/low quality thumbnail preview images above – check this box to re-create them.

maximum image size in pixels: width 1024, height 768 or 2MB

E-Mail Address *

gerhard.sitzmann@gmail.com

enter only one email address
your email address is protected against spam botsE-Mail and name
required

Hide my email from the public

If you check this field, your email will not be

☒ Hide my email from the publicHowever, you can hide your email address
from the public, but keep in mind that
students will then not be able to contact
you either.

Set Password ...

Change your database generated password

Profile is active

Uncheck this if you do not want to be visible on www.universataoinstructors.com

☒ Profile is active

Firstname *

Test 师

Lastname *

Instructor

Date of Birth *

Your date of birth will not be shown to the public. It is just for internal purposes.

25.05.1946

.....voluntary.....

Format: day.month.year example: 01.12.1977

Gender

This information will not be revealed on the website. It is for internal purposes only. Please help us organize your data and supply this information. Thank you.

☐ female☒ male

.....voluntary.....

choose your gender

[Save](#)

[My Instructor Status](#)[My Profile](#)[My Contacts](#)[My Feedback](#)[Help](#)[My Downloads](#)

Profile Edit Page of Test 师 Instructor

[Watch Help Video](#)[Go to your Status Page](#)[Save](#)[1. My Image, Name & Email](#)[2. My Address and Location](#)[3. My Contact Details & Info](#)[4. My Certification History](#)[My Certifications Overview](#)

Hide my address from the public

If you check this field, your address will not be s

☐ Hide my address from the public

Step 2 My Address and Location

Address

Enter your address here

Country

1. Choose a country from the list

United Kingdom

Postcode

2. Enter a valid postcode

WC2N 5DN

Continent

will be filled automatically

Europe

City

will be filled automatically

London

State

will be filled automatically

England

Address 1

Trafalgar Square 10

Address 2

[Save](#)

Location

When you save your profile, the location on the map will be calculated from the address. To set the marker manually, you can drag it to the desired location and save your profile again.



However, you can hide your address from the public, but keep in mind that students will then not be able to contact you either.

[My Instructor Status](#)[My Profile](#)[My Contacts](#)[My Feedback](#)[Help](#)[My Downloads](#)

Profile Edit Page of Test 师 Instructor

[Watch Help Video](#)[Go to your Status Page](#)[Save](#)[1. My Image, Name & Email](#)[2. My Address and Location](#)[3. My Contact Details & Info](#)[4. My Certification History](#)[My Certifications Overview](#)

fieldset1

3 Enter all your contact details and bio/teaching offers info here. All fields are optional.

Homephone

the public

If you check this field, your homephone will not be shown on the public search website

☐ Hide my homephone from the public

Mobilephone

Hide my mobilephone from the public

If you check this field, your mobilephone will not be shown on the public search website

☐ Hide my mobilephone from the public

Workphone

Hide my workphone from the public

If you check this field, your workphone will not be shown on the public search website

☐ Hide my workphone from the public

Biography

Rich text editor toolbar: <> T B / U G A P [Image] [List] [List] [List] [List] [List] [List]

Your biography.....

Your Training Offers

Rich text editor toolbar: <> T B / U G A P [Image] [List] [List] [List] [List] [List] [List]

Your personal UHT Training offers.....

[My Instructor Status](#)[My Profile](#)[My Contacts](#)[My Feedback](#)[Help](#)[My Downloads](#)

Profile Edit Page of Test 师 Instructor

[Watch Help Video](#)[Go to your Status Page](#)[Save](#)[1. My Image, Name & Email](#)[2. My Address and Location](#)[3. My Contact Details & Info](#)[4. My Certification History](#)[My Certifications Overview](#)

Your History Entries

A) Scan your UHT Certificate. B) Enter your certification history details here. Your profile will not be listed on <https://universaltaoinstructors.com> until

[Enter Information + UHT General Agreement \(MANDATORY \) #1 ...](#)[Enter Information + Associate Instructor #2 ...](#)[Enter Information + Basic 1 - Inner Smile, 6 HS, Self Massage, Self Healing Qigong #3](#)

Certificate File - missing data

Upload your scanned certificate here - Maximum file size 2MB

[Choose File](#) pdf, jpg, jpeg, png

allowed file types: jpg, jpeg, png, pdf

Date of certification *

You can find the date on your printed certificate.

Date is on your Certificate

in the calendar first choose a year, then month and day

Type of Certification or Instructor Level *

Here only your previous certifications from the old database are listed

Basic 1 - Inner Smile, 6 HS, Self Massage, Self Healing Qigong

If you cannot select level of Certification, contact your Educator

If you cannot find your certification listed in this box, ask your certifying Senior Instructor to add it to the system, it will appear in your list afterwards.

Instructor(s) who certified you **Name is on your Certificate**

Look at your certificate to find the names of the instructors who signed your certification. It can be more than one.

[+ Grandmaster Mantak Chia](#)[➤](#)

start typing the name of Instructor(s) who certified you and click on the name to complete

☐ I cannot find the instructor[I have no Certificate](#)**Step 4 My Certification History**

1. Upload your UHT Certificate
2. Type in Date of certification
3. Select level of Certification
4. Type in active Educator on your Certificate

[My Instructor Status](#)[My Profile](#)[My Contacts](#)[My Feedback](#)[Help](#)[My Downloads](#)

Profile Edit Page of Test 师 Instructor

[Watch Help Video](#)[Go to your Status Page](#)[Save](#)[1. My Image, Name & Email](#)[2. My Address and Location](#)[3. My Contact Details & Info](#)[4. My Certification History](#)[My Certifications Overview](#)

Your History Entries

A) Scan your UHT Certificate. B) Enter your certification history details here. Your profile will not be listed on <https://universaltaoinstructors.com> until you add entries to your certification history. New entries will appear after 24 hours.

[Enter Information + UHT General Agreement \(MANDATORY \) #1 ...](#)[Verification pending + Associate Instructor #2 ...](#)[Verified + Basic 1 - Inner Smile, 6 HS, Self Massage](#)

This entry is verified and locked for edits. If you need to make changes

Certificate File

[test_instructor-2025...jpg](#) 163 kB

Date of certification *

06.03.2025

Type of Certification or Instructor Level *

Basic 1 - Inner Smile, 6 HS, Self Massage, Self Healing Qigong

Instructor(s) who certified you

Grandmaster Mantak Chia

[Add New](#)

Click "Add New"


[Save](#)**Certification opened, but no process yet****Certification opened, certificate uploaded, verified and published****Certification opened, certificate uploaded, but not verified yet**

After passing the exam, the Educator creates the training level achieved in their student's instructor profile (orange)

The Instructor uploads the new certificate to their profile and enters the date, level and Educator (red)

The system administrator checks the uploaded UHT Certificate and verifies the level (green)

The certification is publicly visible in the Instructor's profile



My Instructor Status

My Profile

My Contacts

My Feedback

Help

My Downloads

Universal HEALING TAO Instructors Service Area

Test 师 Instructor

Profile Edit Page of Test 师 Instructor

Watch Help Video

Go to your Status Page

Save

1. My Image, Name & Email

2. My Address and Location

3. My Contact Details & Info

4. My Certification History

My Certifications Overview

Honorary Positions

Honorary Positions this instructor has in the UHT System

Instructor Levels

Associate Instructor

Certifications

Basic 1 - Inner Smile, 6 HS, Self Massage, Self Healing Qigong

UHT General Agreement (MANDATORY)

Save

Step 5 My Certification Overview

Here the Instructor's training and education path is listed with all certifications and any honorary positions

ProcessWire 3.0.156 dev © 2025

Logout

[My Instructor Status](#)[My Profile](#)[My Contacts](#)[My Feedback](#)[Help](#)[My Downloads](#)

My Contacts

Dear Test 师 Instructor

Find and contact the UHT Administration-Team, your UHT Senior Instructors.

UHT Administration-Team



NAME

CertAdmin WKellenberger

EMAIL

waju@gmx.net

CertAdmin WHeuhsen

CertAdmin.wh@tao-berlin.de

CertAdmin JReimig

josefine.reimig@t-online.de

UHT Administration Team

My Certifying Senior Instructors



NAME

Grandmaster Mantak Chia

EMAIL

universalltao@universal-tao.com

Cert Admin

gerhard.sitzmann@mailbox.org

your UHT Educators



My Feedback

Dear Test 师 Instructor

Thank you for your attention and patience.

This site is still in development. Some things might not work as expected.

If you experience any problems, this is the right place to let us know.

To help us improve this service for you, please send us your feedback below.

Please try to be as short and concise as possible.

Thank you.

Your Administration-Team

Feedback Type *

Choose the type of feedback

Subject (just type in) *

Your Feedback (keep short) *

Rich text editor toolbar with icons for undo, redo, bold, italic, underline, link, unlink, bulleted list, numbered list, indent, outdent, and text color. Below the toolbar is a large text area for entering feedback.


Send Feedback


This website is constantly undergoing dynamic development and is maintained by a team of volunteer administrators.


This feedback page is intended for reporting malfunctions, errors, and suggestions for improvement.

Please keep your comments brief :-)



 [My Instructor Status](#)

 [My Profile](#)

 [My Contacts](#)

 [My Feedback](#)

 [Help](#)

 [My Downloads](#)

Help Desk

You need help? Here you can find video tutorials on how to use the member service area.
If you cannot find what you are looking for, please use the feedback form to let us know.

Your Administration-Team

You need help? Here you can find video tutorials on how to use the member service area.
If you cannot find what you are looking for, please use the feedback form to let us know.

Help Topics

CLICK TO EXPAND

1. Introduction to the Service Area

You are new here? Please watch this short video. It will help you to find your way.

To watch the video in full screen mode, click on the arrows in the bottom right corner of the video. To leave full screen mode click on the arrows again



2. My Profile - Introduction

3. My Profile - Image, Name and Email

4. My Profile - Address and Location

5. My Profile - Certification History



My Downloads

Dear Test 师 Instructor

In 4 blocks [GENERAL], [EDUCATION], [CASE STUDY FORMS] and [EVALUATION FORMS]
If you cannot find what you are looking for, please use the [Feedback Form](#) to let us know..

In 4 blocks**[GENERAL], [EDUCATION], [CASE STUDY FORMS] and [EVALUATION FORMS]**

we offer documents and logos for download that you need for all certifications within the UNIVERSAL HEALING TAO® System of Grandmaster Mantak Chia.

If you cannot find what you are looking for, please use the [Feedback Form](#) to let us know..**GENERAL****Document Test**[Read more...](#)[Download dummy](#)[Download 5 branches and mc canon en slides](#)[Download 2018-07-29 logo_mantak chia_uht_klein
Mantak Chia LOGO](#)[Download mantak chia membership letter 2022-08-05](#)[Download 2018-03-19_logo_system_sehrklein
UHT System LOGO](#)[g_klein](#)[nit linie klein](#)[BRANDING/LOGO](#)

All documents are color-coded according to the respective 5 Healing Arts in the Mantak Chia Canon.

Education

Ethics and Virtues[Read more...](#)[Download uht a global ethics virtues 2019](#)

Education

FEEs for Certificates and Evaluations[Read more...](#)[Download b global evaluation fees 2022](#)

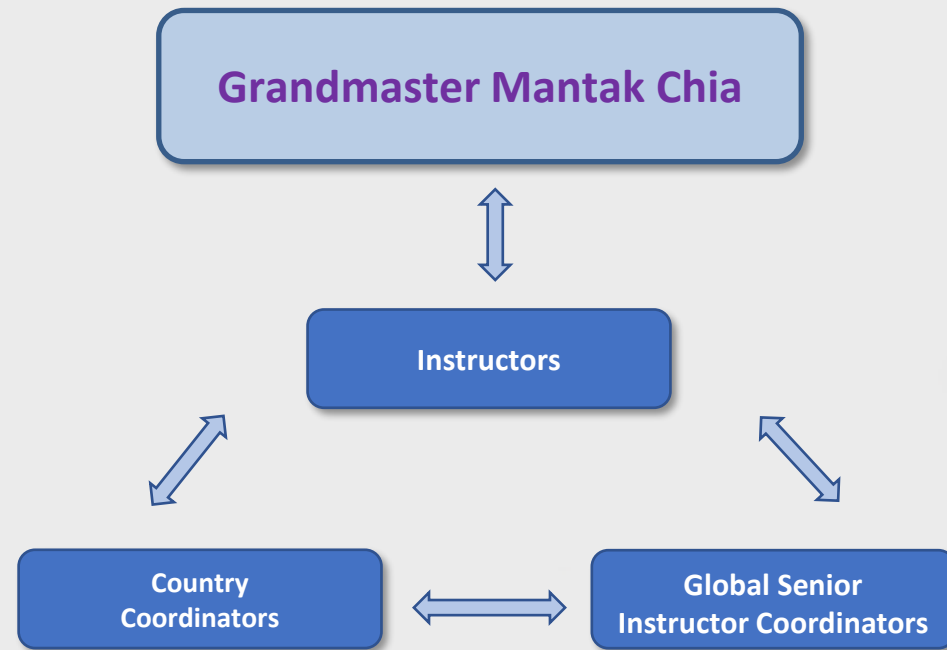
Education

TAO PASSPORT (print version)[Read more...](#)[Download c global passport 2021](#)

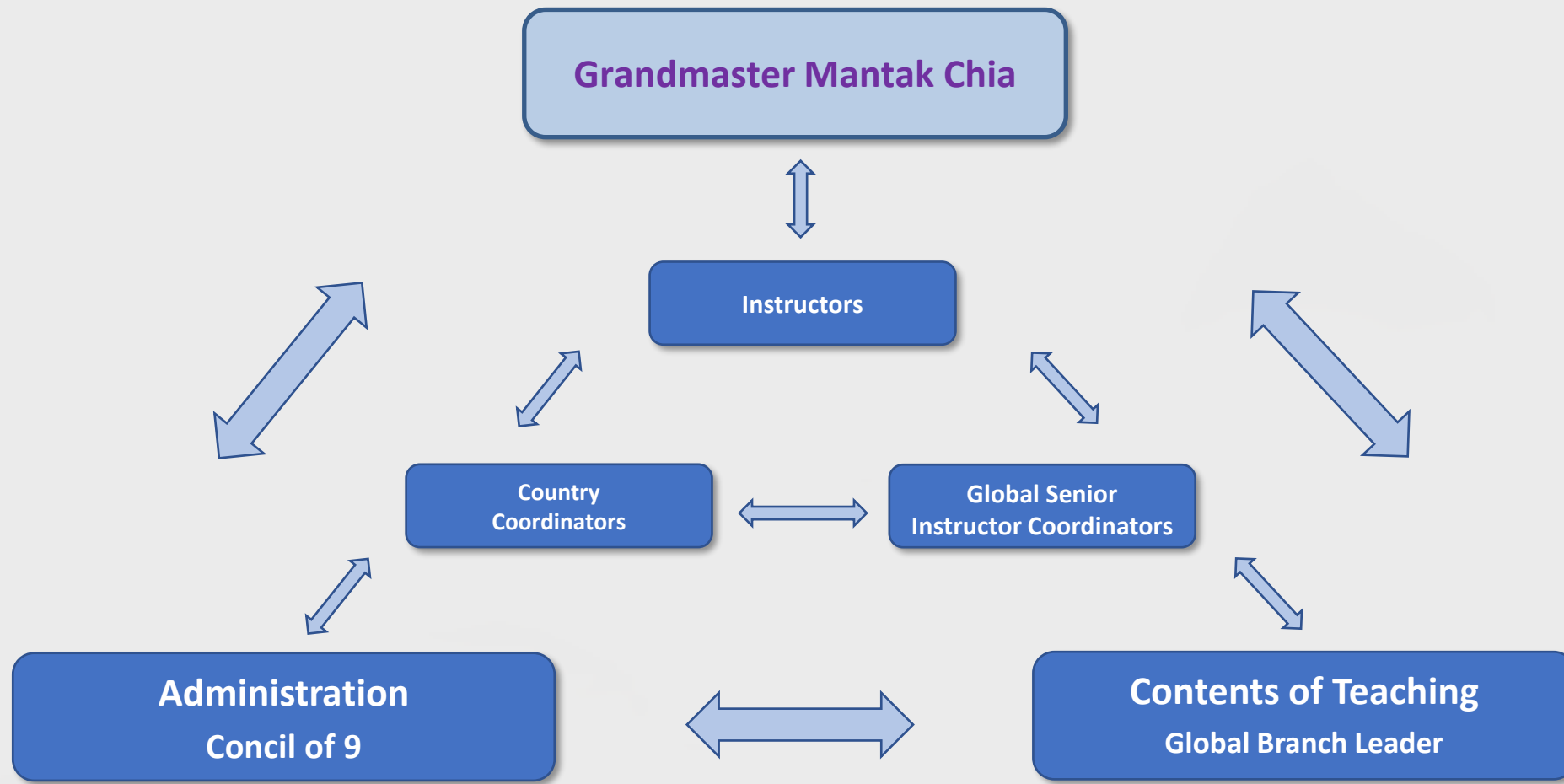
Education

**Members Operation Manual
(Instructor Directory)**[Read more...](#)[Download d members operation manual of the global instructor](#)

Universal Healing Tao[®] System



Universal Healing Tao[®] System





END

Find Universal Healing Tao Instructors

BY LOCATION	BY HEALING ART	BY NAME
<input type="text" value="Countries with UHT Instructors"/>	<input type="text" value="City"/>	
<small>start typing or select a country</small>	<small>start typing or select a city</small>	



Mantak Chia
Universal Healing Tao®

User guide for members

